

# Introduction to Sign Language for Students with Autism

August 2, 2016  
National Autism Conference  
Laura Yates



Pennsylvania Training and Technical Assistance Network

## PaTTAN's Mission

The mission of the Pennsylvania Training and Technical Assistance Network (PaTTAN) is to support the efforts and initiatives of the Bureau of Special Education, and to build the capacity of local educational agencies to serve students who receive special education services.

## Presentation Outline

- Students with Autism
- Response Form
- Verbal Behavior
- About Sign Language
- Benefits of Sign
- Basics of Sign
- How to Teach sign (mands, tacts, intraverbals)

## Goal of Presentation

- Review Core Deficits of Autism
  - Socialization
  - Communication
  - Flexibility
- How do we know what works with this population and how do we teach communication?

## Difficulty of Speech

- An estimated half of all children with autism are non-vocal or have difficulty acquiring speech (Scott, Clark, Brady, 2000).

## Evidence-Based Practices

- What does evidenced-based mean?
- How do we know what they are or where to find them?
- What are the evidence-based practices?
- Why does it really matter?

## Language

- Language is complex
- Behavior interventions make **complex** aspects of human functioning **simple**
- Primary choice for communicating with others is vocal speech
- What if speech doesn't develop typically?
- What are the other options for communicating?

## Alternatives to Spoken Language

- Gesturing
- Using pictures
- Signing
- Writing
- Typing
- Augmentative devices with various access modes/voice generation

## The Form of Language

- People communicate with language behaviors
- This language can look different
- We call this the **form** of language
- The avenue in which a person communicates their wants and needs to another person is called their response form
- Response form is the general shape and physical characteristics of the behaviors through which one communicates

## Response Form

Types of response forms include vocalization, sign language, picture exchange, writing, and various augmentative devices.

## Vocal/Verbal Response Form

Form	Function
• Vocal-Verbal	• Verbal (Saying Water)
• Nonvocal-Verbal	• Verbal (Signing Water, handing over a picture of water, writing)
• Vocal-Nonverbal	• Non-Verbal (non-social vocal noises such as coughing)
• Non-Vocal-Nonverbal	• Non Verbal (crossing legs)

## Response Form

- When selecting response form, a good rule of thumb is always consider vocal first.
- Why?
  - humans are evolved to speak
  - our vocal apparatus is always with us (portability)
  - our culture shapes up vocal verbal behavior

## Response Form “Categories”

Jack Michael (1985) was the first person to make a clear distinction between two kinds of verbal behavior.

- Stimulus Selection-Based
- Topography-Based

## Topography-Based with Requesting

Speaking

Signing

Writing

- The motor movements are different
- Each word “looks” and “feels” different

## Selection-Based with Requesting

---

### Picture Exchange Systems Vocal Output Devices

- The motor movements are the same
- While this may seem simpler, there are added complexities (scanning, discriminating)

## Analysis Tells Us...

---

- Signing and talking are quite similar
- Selection-based systems share few characteristics with speech



## Choosing a Response Form

Where do we start?

Use a language assessment to help select a response form.

## Decisions Based on Data

- What skills does the student have?
- How efficient are the responses?
- How easy are the skills to teach & acquire?
- How easily will the response form lead to independent responses?
- Implications for developing a full range of verbal responses and eventually complex behavior
- Portability

## Response Form

- Consider vocal first!
- If vocalizations are unintelligible to the naive listener, vocal is not a functional response form.
- If weak echoic, consider sign language.
  - Portability
  - Hands are always with us
  - Topographical correlation an option for teaching vocals
  - Full range of verbal function
- If weak motor skills or attempts to teach sign fail, try picture exchange or augmentative devices.

## Verbal Behavior

- B.F. Skinner in 1957
- The meaning of a word is found in it's **function**
- Teaching communication skills across the verbal operants
- VB is behavior mediated by other people
- Verbal behavior does not have to be spoken

## Verbal Behavior vs. Nonverbal Behavior

“Verbal Behavior is behavior that has been reinforced through the mediation of other persons”

### Verbal Behavior

Want juice-----Say juice-----Person delivers

Sign Water

Point To Water

Exchange a Picture

Write Water

### Non Verbal Behavior

Want juice-----Walk to refrigerator-----Get juice

## Verbal Operants

Verbal Operant	Antecedent	Behavior	Consequence
Mand	Motivative Operation (wants ball)	Verbal behavior (says/signs “ball”)	Direct reinforcement (gets ball)
Tact	Sensory Stimuli (sees or smells ball)	Verbal behavior (says/signs “ball”)	Non-specific reinforcement (gets praised, for instance)
Intraverbal	Verbal stimulus (someone says “What do you play with?”)	Verbal behavior (says/signs “ball”)	Non-specific reinforcement (gets praised, for instance)
Echoic	Verbal Stimulus (someone says “ball”)	Verbal behavior: repeats all or part of antecedent ( <u>says</u> “ball”)	Non-specific reinforcement (gets praised, for instance)

## Other Relevant Operants

Operant	Antecedent	Behavior	Consequence
Receptive (Listener Responding)	Verbal stimulus (someone says "touch ball")* <small>*in this case the cookie must also be present: all receptive discriminations involve 2 S<sup>o</sup>s</small>	Non-verbal behavior (child touches ball)	Non-specific reinforcement (gets praised, for instance)
Imitation Point to point correspondence <u>a.k.a. Mimetic</u>	Non-verbal behavior (person performs an action, etc.)	Non-verbal behavior with point to point correspondence (person imitates same action)	Non-specific reinforcement (example: praise; 'you're right!', 'great job!' high five, pat on back, etc.)
Match to sample	Non-verbal behavior (presentation of stimuli)	Non-verbal behavior (in presence of one stimuli, a second stimuli is selected with shared properties)	Non-specific reinforcement (example: praise; 'you're right!', 'great job!' high five, pat on back, etc.)

Communication Modality	Motor Movements (Behavior Form)		Verbal Operant (Communication Function)				Positive Prerequisite Operants		
	Same for each meaningful word (selection-based)	Different for each meaningful word (topography-based)	Mand	Tact	Innverbal	Echoic	Echoic Skills	Motor Imitation Skills	Match-to-Sample Skills
Speech		X	X	X	X	X	X		
Sign Language**		X	X	X	X			X	
Writing**		X	X	X	X			X	
PECS	X		X						X
Core Board	X		X						X
Picture-based Voice Output	X		X						X



## Verbal Operants Video

## Sign Language

- Different kinds
  - *Signed English*
  - *American Sign Language*
  - *Pidgen Sign*
- Deaf community
- Is an established and true language: can communicate a full range of functions and complexity
- **Martha's vineyard culture in the 19<sup>th</sup> century**

## ASL

“A complete, complex language that employs signs made by moving the hands combined with facial expressions and postures of the body.”

–National Institute on Deafness and Other Communication Disorders

## Where does it fit?

- Back to communication as a core deficit of autism
- Making complex behavior simple
- Observable behavior
- How do we teach and prompt skills

## Benefits

- Sign is one tool of many that allows teaching towards the core deficits for students who are not vocal
  1. Iconic repertoire built-in
  2. Scanning and discrimination steps not necessary
  3. Free from environmental support
  4. Can be prompted through various methods (imitation, physical and intraverbal: “sign ‘ball’”)
  5. Portable (our hands are always with us)
  6. Free
  7. More conversational

## Sign Leading to Speaking?

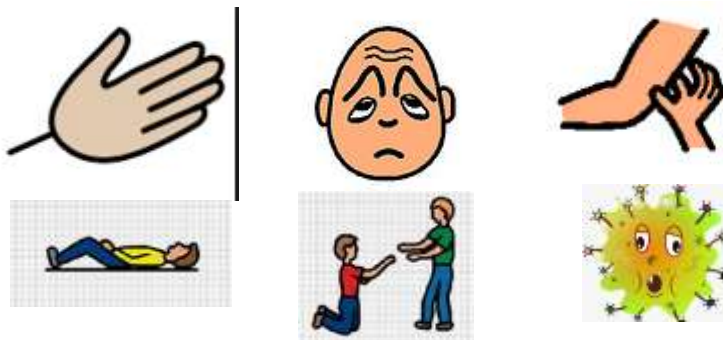
- “The available body of research on manual sign and gestures for children with autism reveals strong intervention effectiveness scores for symbol acquisition and production, as well as related outcomes such as speech comprehension and speech production. These results suggest that the use of signing gestures is a very effective communication option for children with autism.” (Schlosser & Wendt, p. 370)

## Only One Study by Anderson in 2002...

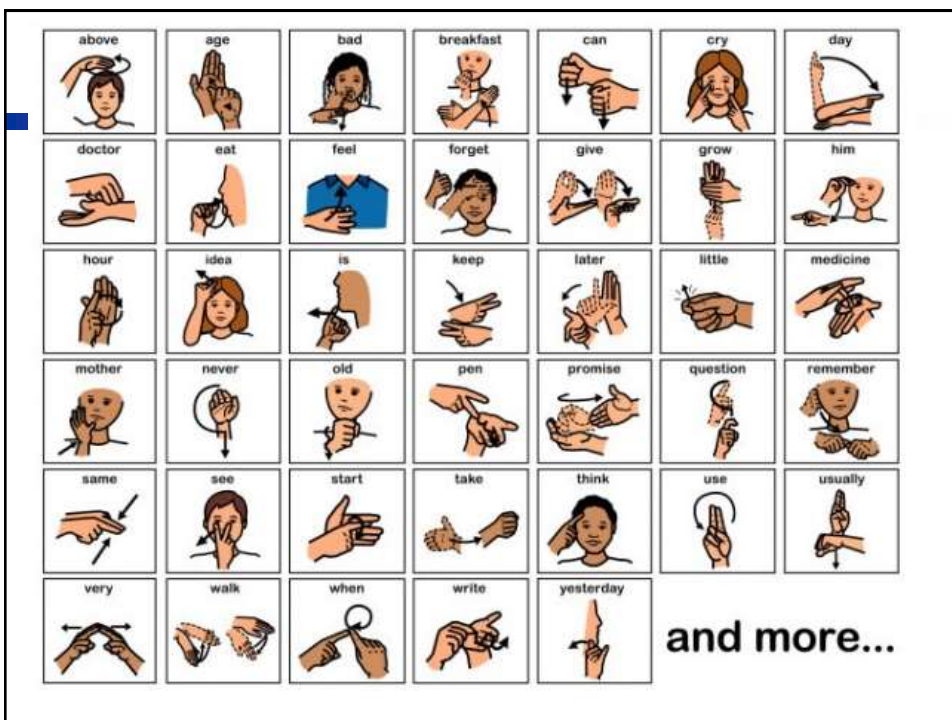

- Participants were found to prefer one response form over the other, but their choices were not attributed to any single factor.
- Participants using the PECS
  - Faster acquisition
  - Better generalization to novel items
- Participants using sign language
  - Higher levels of initiation
  - Higher levels of eye-contact
  - Higher levels of vocalizations

## Concerns with Sign

- Need competent audience
- Staff need to know how to teach signs, prompt, and fade prompts







## Potter, Huber, & Michael (1997)

- College-aged students
- Talk-aloud experiment
- Asked to complete topography-based and selection-based tasks

LET'S TRY THIS!

Topography-based system proved less complex

## Sequence of Language Acquisition

- Mands and tacts emerge as single operants (kids with limited language repertoire are first taught single words-but later combine)
- Initial use of multiple words includes using multiple known components (as opposed to full phrases)
- Intraverbal skills not present until later in child development

## Initial Concerns

- Initially concern isn't teaching grammar or sign relations
- It IS IN teaching a broad mand and tact repertoire
- It is critical to teach a broad range of language that will be fairly easy and efficient for the child to use and **control their environment**

## Initial Signs to Target

- Begin teaching sign in the mand frame
- Choose signs that don't resemble each other!  
(i.e., chocolate, church, computer, cup)
- AVOID generalized and broad signs like more, help, eat/food, drink/thirsty, sick
- AVOID phrases like "I want" or "I need"
- AVOID manners like please, thank you, and sorry

## Classifier Examples

- Basic hand shapes that make up most signs
- Often used to show relation, tell stories
- CL:B something flat
- CL:4 lines
- CL:1 person
- CL:F small round things
- CL:3 vehicles

## 5 Signing Basics

Handshape

Orientation

Location – signing space

Movement

(Facial Expression)



## Location Matters

THINK	
Handshape	
Orientation	
Location	
Movement	

DISAPPOINTED	
Handshape	
Orientation	
Location	
Movement	

## Tutorial on Signing

- Are they grounded or “air borne” (puzzle, airplane)
- Single handed or two handed (alone, follow)
- Dynamic or static (stand, walk)
- Single step or multiple movements (mom, ketchup)
- Repetative movements (ball, popcorn, up)
- Location in space, within view (cheese/puzzle, eat/drink, think/forget)
- Variations of the same sign (room, kitchen, office)
- Fingerspelling
- “Classifiers”
- No articles, pronouns, verb tenses (at this point)

## How Perfect Should they be?

- Want the best production they can make
- At first, to develop a broad repertoire, we accept easier “baby signs”
- Work towards the adult form
- Just like vocalizations – don’t expect perfection. We shape.
- When I present signs, I’ll suggest ways they can be made in simpler form
- You’ll want to shape to adult form

## For “Baby” or Adaptive Signs...

### Signed Mands

Learner: \_\_\_\_\_

Mand	Topography

## Teaching Sign

- Only have to be one sign ahead of student
- Teach others (family, friends) via “sign book”
- Show on back of cards
- Wall charts
- Why do we begin in the mand frame?

## Just a Note...

- Most of our students with autism are **NOT DEAF.**
- **TALK TO THEM! BE VOCAL!**
- We want them to use sign as a speaker (not a listener)
- Model signs you want them to use, but don't require them to respond to signs

## Fingerspelling

- Why important?
- Many words don't have signs
  - Proper names, cities, books, etc.
- Many signs are sharpened by use of abc cue
- Teach ABCS

## Back to the Operants!

A common term for a MAND is a  
**REQUEST**

A common term for a TACT is a  
**LABEL**



## Mand Training

Teaching students to make requests is a central focus of teaching effective communication skills

- Mands benefit the speaker
- Mand training relies on the use of the student's interest and motivation
- Mand training is clearly a functional skill: it's practical!
- Mand skills develop early in child development and should naturally be a part of early language training
- Motivation leads to increased likelihood of behavior!

## The Mand

- Saying something because you want it (antecedent is motivation)
- Result of behavior is getting what you ask for
- ABC Analysis- want it, say it, get it
- A common term for a mand is a request
- You can mand using different response forms
  - Possible concerns manding using different methods
- Types of mands: manding for items, actions, activities, missing items, removal of aversive stimuli, attention, information, etc.



## Teaching a Signed Mand Video

## Teaching a Signed Mand

- Check for motivation by holding out item.
- If student reaches for item:
  - Sign word as you say the word. If student models sign, reinforce as you say the word again, or:
  - Provide full physical prompt as you say the word again followed by delivery of reinforcement while saying word for the 3<sup>rd</sup> time
- Once student has practiced the correct mand several times begin to fade your prompt:
  - Say word, model sign and wait for student to repeat response and deliver reinforcer while saying word, or:
  - Say and sign word, prompt and say word, then immediately fade to a partial physical prompt wait for student to emit mand and deliver reinforcer on the more independent response while saying the word again.
- Fade out prompt until the only antecedents controlling the mand are the motivation and the presence of the item.
- Once mand is mastered with item present, move target to “spontaneous” mand program (item not present.)

## Teaching Sign in the Mand Frame

- Procedures for teaching signed mands
  - Pair
  - Establish Motivating Operation
  - Model
    - If student imitates, deliver reinforcement! (& say)
    - If no sign, provide physical prompt on 3<sup>rd</sup> attempt and deliver reinforcement (& say)
  - 2 Types of Prompts
    - Physical versus imitation



## Teaching a Signed Mand Video

## Imitation Prompts

- Imitation programs
  - Teach the child to imitate – I do- you do
  - General larger motion signs
  - Towards fine motor movements
  - Teaching sign responses in imitation before they are used as functional operants (mands or tacts)

## Physical prompting

- When student doesn't have imitation repertoire
- Shaping process
- Use of least intrusive physical prompts
- Dynamic responsiveness to students behavior
- Student gets the "feel"

## Choosing a Prompt

- Why imitation is a superior prompt to physical
  - Intrusiveness
  - Model is more accurate presentation of adult form
  - Physical prompts don't allow the child to access feedback on accuracy or response emission
  - Child may learn that reinforcement is contingent on extending their hands: Zombie Hands!

## Beware of Zombie Hands

- Person moves child's hands FOR them
- Failure to appropriately fade physical prompts
- Child learns
  1. Reach hands out
  2. Hands get manipulated
  3. I get reinforcement
- Results = child approaches adults and sticks out hands (zombie hands)
- The same thing gets shaped up if you allow pointing to serve as a generalized mand

## Deliver and SAY IT!

- Signed mand training should always include a vocal model of adult form of the word
  - Why?
  - Parity!

## Role of Parity in Vocal Training

- Sounds, words, phrases, melodic intonations, etc. become conditioned reinforcers because they are correlated with social reinforcement.
- Because the sounds, words, and other aspects become reinforcing in and of themselves, being able to match them results in reinforcement
- Parity=sounding like



## Brandon Mand Session Video

### Demo Basic Signs for Mands

- Candy, marshmallow, chip, popcorn, cereal, pretzel, chocolate, pbcup, soda, water, milk, juice, cookie, cheese, fish, cracker
- Jump, push, swing, walk, spin
- Bubbles, music, radio, puzzle, phone, camera, book, keys, ball, light, playdoh, computer, blocks
- Off, open, movie, play, stop, watch!
- Who? What? Where? Why? How? Time?



## Mand Shaping, Prompting, Prompt Fading Video

## Sign Manding...Now What?

- Once mand repertoire is established programming may move in 2 directions
  - Expanding language repertoire across other operants – starting with tacts and intraverbals
  - Transferring response form from sign to vocal
    - One indication of readiness is rate of vocalizations in mand frame
    - Progress in any echoic program that may be in place



## The Tact

- Saying something because you see, smell, hear, taste or feel something
- Antecedent is sensory/non-verbal stimuli
- ABC Analysis – sensory, specific response, general reinforcement
- Specific response as Skinner indicated would vary in its form
- Tacting then requires a topographical response form
- Signing allows tacting behavior b/c topographical

## Why is Tact so Important?

- Developing other complex repertoires
  - Following multiple step directions
  - Selecting multiple named items
  - Talking about past events
  - Other conversational skills
  - Academic skills: reading comprehension, math and all other academic content areas



## Heather ITT Video

## Demo Basic Signs for Common Tacts

- Language builder cards
- Examples to generalize principles
  - Vehicles (car, truck, bike, train, plane)
  - Family (boy, mom, dad, grandma, aunt)
  - Fruits (apple, banana, grapes, melon, berry)
  - Animals (cos, horse, pig, frog, cat, dog, bug)



## Sign Set for Language Builder cards

## Shaping to Adult Form

- Getting to the adult form
- There are some cases when vocal behavior will emerge and its not necessary to shape to the exact adult form
- However, if one is considering the eventual use of sign language as a primary mode of communication it will be absolutely necessary to shape all signs to adult form in both word shape and appropriate grammatical sequence

## Summary on Autism Interventions

- Sign language is one response form
- Sign language, because it is topographical has some clearly helpful characteristics:
  - Can be used to teach full range of verbal behavior (tacts and intraverbals)
  - Can be used in shaping vocal responses
- It is not the only augmentative system option but is one that should certainly be considered

## Remember

- Teaching signs does not keep us from working on sound production and teaching echoics!
- On the contrary, the research supports emerging vocalizations from signers due to similarities of speech and sign!



## Vocal Training Video

## Recommended Follow-up Sessions

- Session 43 or 49 Wednesday (Carbone):  
**Alternative Communication Methods for Children with Autism**
- Session 71 Thursday morning (Sundberg):  
**The Benefits of Using Sign Language to Teach Mands and Other Verbal Operants to Non-Vocal Students with Autism**
- Session 81 Thursday morning (Kasper):  
**Evidence-Based Speech Production Training for Children with Autism**

## Resources

- Anderson, A. E. (2002). *Augmentative communication and autism: A comparison of sign language and the picture exchange communication system*. (Unpublished doctoral dissertation). University of California, San Diego.
- Adkins, T. & Axelrod, S. (2000). Topography-versus selection-based responding: Comparison of mand acquisitions in each modality. *The Behavior Analyst Today*, 2(3) 259-266.
- Beaulieu, A., Tweed, L., & Connolly, N. (2009, October). *Interventions for autism spectrum disorders: State of the evidence*. Augusta, ME: Muskie School of Public Service and the Maine Department of Health and Human Services.
- Center for Disease Control (2012, March 30). *Prevalence of autism spectrum disorders*. Autism and Developmental Disabilities Monitoring Network, Retrieved from [http://www.cdc.gov/mmwr/preview/mmwrhtml/ss6103a1.htm?ts\\_cid=ss6103a1\\_w](http://www.cdc.gov/mmwr/preview/mmwrhtml/ss6103a1.htm?ts_cid=ss6103a1_w)
- Bondy, A. & Frost, L. (1994). The picture exchange communication system. *Focus on Autistic Behavior*, 9, 1-19.
- Carbone, V. J., Lewis, L., Sweeney-Kerwin, E. J., Dixon, J., Loudon, R., & Quinn, S. (2006). A comparison of two approaches for teacher VB function: Total communication vs. vocal-alone. *Journal of Speech-Language Pathology and Applied Behavior Analysis*, 1(3), 181-192.
- Carbone, V. J., Sweeney-Kerwin, E. J., Attanasio, V., & Kasper, K. (2010). Increasing the vocal responses of children with autism and developmental disabilities using manual sign mand training and prompt delay. *Journal of Applied Behavior Analysis*, 43(4), 705-709.
- Carbone, V. J. (2012, March 23). *Teaching students with autism*. Training workshop. Valley Cottage, NY.
- Carr, E. G. (1979). Teaching autistic children to use sign language: Some research issues. *Journal of Autism and Developmental Disorders*, 9(4), 345-359.
- Carroll, S. & Morey, S. (2011, October 23). Interview by Lesley Stahl [Video Tape Recording]. Are Autism apps overblown? CBS NEWS, Retrieved from <http://www.cbsnews.com/video/watch/?id=7385700n&cag=segmentExtraScroller/housing>
- Cooper, J. O., Heron, T. E., & Heward, W. L. (2007). *Applied behavior analysis* (2nd ed.). Upper Saddle River, NJ: Pearson.

## Resources

- Deal, T. E. & Peterson, K. D. (2009). *Shaping school culture: Pitfalls, paradoxes, & promises* (2nd ed.). San Francisco, CA: Jossey-Bass.
- English, F. W. & Black, J. A. (2001). *What they don't tell you in schools of education about school administration*. Lanham, MD: Scarecrow Education.
- Johnson, D. (2012). Power up! Electronic feedback. *Educational Leadership*, 70(1), 84-85 Retrieved from [http://www.educationalleadership-digital.com/educationalleadership/201209?pg=86ftp86](http://www.educationallleadership-digital.com/educationalleadership/201209?pg=86ftp86)
- Kiernan, C., Reid, B. D., & Jones, L. M. (1982). *Sign and symbols: A review of literature and survey of the use of non-vocal communication systems*. London: Heinemann.
- Michael, J. (1985). Two kinds of verbal behavior plus a possible third. *The Analysis of Verbal Behavior*, 3, 1-4. Retrieved from <http://www.ncbi.nlm.nih.gov/pmc/articles/PMC2748478/pdf/anverbbehav00042-0003.pdf>.
- Miranda, P. (2002). Toward functional augmentative and alternative communication for students with autism: Manual signs, graphic symbols, and voice output communication aids. *Language, Speech, and Hearing Services in Schools*, 34, 203-216.
- National Autism Center. (2009). *National standards report: Addressing the need for evidence based practice guidelines for autism spectrum disorders*. Retrieved from National Autism Center website: [http://www.nationalautismcenter.org/pdf/INAC\\_Standards\\_Report.pdf](http://www.nationalautismcenter.org/pdf/INAC_Standards_Report.pdf).
- Potter, B. & Brown, D. L. (1997). Review of the studies examining the nature of selection-based and topography-based verbal behavior. *The Analysis of Verbal Behavior*, 14, 85-104.
- Potter, B., Huber, S., & Michael, J. (1997). The role of mediating verbal behavior in selection-based responding. *Analysis of Verbal Behavior*, 14, 41-56. Retrieved from <http://www.ncbi.nlm.nih.gov/pmc/articles/PMC2748568/>
- Rhonda, M. (2012, July 15). Interview by Lesley Stahl [Video Tape Recording]. Studying autism and iPads. CBS NEWS, Retrieved from <http://www.cbsnews.com/video/watch/?id=7385702n>
- Richman, D. M., Wacker, D. P., & Winborn, L. (2001). Response efficiency during functional communication training: Effects of effort on response allocation. *Journal of Applied Behavioral Analysis*, 34(1), 73-76. doi:10.1901/jaba.2001.34-73

## Resources

- Schlosser, R., & Wendt, O. (2008). Effects of augmentative and alternative communication intervention on speech production in children with autism: A systematic review. *American Journal of Speech-Language Pathology*, 17(3), 212-230.
- Scott, J., Clark, C., & Brady, M. (2000). *Students with autism: Characteristics and instructional programming for special educators*. Belmont, CA: Thomson Wadsworth.
- Seshadri, S. (2012, May 15). iPad gives voice to kids with autism. *CNNTech*, Retrieved from <http://www.cnn.com/2012/05/14/tech/gaming-gadgets/ipad-autism/index.html>
- Shafer, E. (1993). Teaching topography-based and selection-based verbal behavior to developmentally disabled individuals: Some considerations. *Analysis of Verbal Behavior*, 11, 117-133.
- Shah, N. (2011). Special education pupils find learning cool in iPad applications. *Education Week*, 30(22) 16-17.
- Circus, M. (2012, August 16). iPad knowledge machines & autism. [Web log comment]. Retrieved from <http://beforeitsnews.com/health/2012/08/ipad-knowledge-machines-autism-2446284.html?currentSplitPage=0>
- Sundberg, C. T. & Sundberg, M. (1990). Comparing topography-based verbal behavior with stimulus selection-based verbal behavior. *The Analysis of Verbal Behavior*, 8, 31-41.
- Sundberg, M. L. (1993). Selecting a response form for nonverbal persons: Facilitated communication, pointing systems, or sign language. *The Analysis of Verbal Behavior*, 11, 99-116.
- Tincani, M. (2004). Comparing the picture exchange communication system and sign language training for children with autism. *Focus on Autism and Other Developmental Disabilities*, 19(3), 152-163. doi: 10.1177/10883576040190030301
- Williams, G., & Greer, R.D. (1993). A comparison of verbal-behavior and linguistic-communication curricula for training developmentally delayed adolescents to acquire and maintain vocal speech. *Behaviorology*, 1, 31-46.
- Wraikat, R. Sundberg, C. T., & Michael, J. (1991). Topography-based and selection-based verbal behavior: A further comparison. *Analysis of Verbal Behavior* 9, 1-17.

## Contact Information

[www.pattan.net](http://www.pattan.net)

Laura Yates

[lyates@pattan.net](mailto:lyates@pattan.net)

717-541-4960



**Commonwealth of Pennsylvania**  
Tom Corbett  
Governor

**Pennsylvania Department of Education**  
Carolyn C. Dumaresq, Ed. D.  
Acting Secretary

Pat Hozella  
Director  
Bureau of Special Education