

1
Repetition

2
Shaping

3
Chaining

4
Reinforcement

5
Play

6
Extinction

7
Rapport Building/Behavioral
Momentum

**MUST HAVE
COMPONENTS**

- Communication
- Sensory integration
- Behavior
- Play skills
- Reinforcement
- Social skills
- Biomedical

Structure

- ▣ Classroom Schedule
- ▣ Work Spaces
- ▣ Minimal Distractions
- ▣ Visual Cues

- ▣ Layered Circles
- ▣ Independent Schedules
- ▣ Consistency
- ▣ Predictability
- ▣ Language Usage

- ▣ Pairings/Grouping Students
- ▣ Use of Instructional Aides
- ▣ Preparation of Material
- ▣ Active Teaching

Student's within the Autism Spectrum

- ▣ Rule Driven
- ▣ Visual Learners
- ▣ Use a variety of supports to make sense of their environment
- ▣ Learn by Practice

Skill Acquisition

- ▣ Attending Skills
- ▣ Joint Attention
- ▣ Peer Interaction
- ▣ Spatial Concept

Skill Streaming

- ▣ Enhancing Motivation
- ▣ Identifying Situations
- ▣ Presenting the Behavioral Steps
- ▣ Modeling
- ▣ Guiding the Role Play
- ▣ Performance Feedback
- ▣ Transfer Training

Teaching Social Skills


- ▣ Select social skill to be introduced
- ▣ Modify language as necessary
 - length of statement
 - level of abstraction

- ▣ Prepare visual support
- ▣ Introduce skill
 - present poster
 - *model* skill components
 - check comprehension


Social Skill

- Icon Step
- Icon Step
- Icon Step

Saying Thank You





Smile





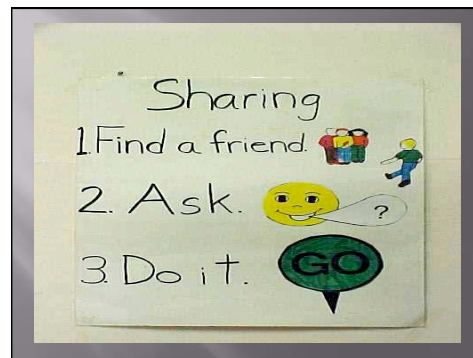
Say Thank You

Saying Thank You

-  Does it make you happy?
-  Say, "Thank You"

GREETING OTHERS

- 1. SMILE** 
- 2. SAY HI** 



PRESCHOOL

- Saying Please
- Saying Thank You
- Asking for Help
- Greeting Others
- Waiting Your Turn
- Sharing
- Asking someone to Play
- Using Nice Talk
- Listening